

**DIMENSIONS:**


Overall length - 14 ft.  
 Overall width - 5 ft.  
 Overall height (hood up) - 4 ft. 8 in.  
 Width of driving seat at elbow (inside) - 4 ft.  
 Width of rear seat at elbow (inside) - 2 ft. 10 in.

PRICE


**£429**

THIS TWO-SEATER DROP HEAD COUPÉ has a body of our own special design, incorporating all the ideals which our experience over fifteen years has given us in building bodies of this type. There is beauty of line, internal comfort to the driver and passengers, perfect vision forward and rear, a full view of both front wings. The metal-

framed door windows have guides to prevent rattle. The hood is really neat, giving perfect protection in any weather and when open making an ideal car for fine days.



The A.C. "ACE" 16/60 H.P.  
*Drop Head Coupe*



**DIMENSIONS:**


Overall length - 14 ft.  
 Overall width - 5 ft.  
 Overall height (hood up) - 4 ft. 8 in.  
 Width of driving seat at elbow (inside) - 4 ft.  
 Width of rear seat at elbow (inside) - 2 ft. 10 in.

PRICE

**£429**


THIS TWO-SEATER DROP HEAD COUPÉ has a body of our own special design, incorporating all the ideals which our experience over fifteen years has given us in building bodies of this type. There is beauty of line, internal comfort to the driver and passengers, perfect vision forward and rear, a full view of both front wings. The metal-

framed door windows have guides to prevent rattle. The hood is really neat, giving perfect protection in any weather and when open making an ideal car for fine days.



The A.C. "ACE" 16/60 H.P.  
*Drop Head Coupe*






**DIMENSIONS :**

Overall length - 12 ft. 9 in.  
Overall width - 5 ft.  
Width of body  
at driving  
seat - 3 ft. 8½ in.  
Wheelbase - 8 ft. 10 in.  
Track - 4 ft. 2 in.

**PRICE**


**£425**

BUILT to meet the needs of the sportsman who wants a Two-seater with an excellent performance. High cruising speed, acceleration, and exceptional road holding. The specifications make the car ideal for competition work and we state that the car will go anywhere if given wheel grip. We claim 90 m.p.h. under favourable conditions. Two-seater open sports body built on special sports chassis. The wheelbase—8 ft. 10 ins., being 9 ins. shorter than standard. Full all-weather equipment. Seats may be completely enclosed by large tonneau cover supplied. Cellulosed any colour. Special high compression sports engine. 20-gallon petrol tank. Tele-control shock absorbers. Second spare wheel optional extra. 5 in. revolution counter and speedometer.



See them in front of  
you on the road—  
"they are hard to catch"

The A.C. "ACE" 16/80 H.P.  
TWO-SEATER *Competition Sports*



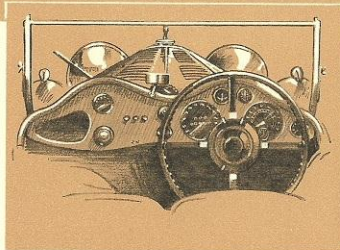
**DIMENSIONS :**

Overall length - 14 ft.  
Overall width - 5 ft.  
Overall height  
(hood up) - 4 ft. 7½ in.  
Width of driving  
seat at elbow  
(inside) - 3 ft. 8 in.  
Width of rear  
seat at elbow  
(inside) - 3 ft. 8 in.

**PRICE**


**£445**

THIS car is built for fast driving, sporting, open-air enthusiasts, seating four comfortably, and luggage. The special tonneau cover provides for completely covering the interior without the necessity of raising the hood. This model has successfully competed in the British and Monte Carlo Rallies, and has won various Concours d'Élégance awards.



The A.C. "ACE" 16/70 H.P.  
*Full Sports Four-Seater*





**DIMENSIONS :**


Overall length 14 ft. 10 in.  
Overall width 5 ft. 4 in.  
Overall height 5 ft. 2 in.  
Width of driving seat at elbow 4 ft. 3 1/2 in.  
Width of rear seat at elbow 4 ft. 2 1/2 in.

**PRICE**

**£485**


THE FIVE-SEATER PILLARLESS SALOON on the wide track chassis definitely gives the room which its name implies, with ample accommodation for luggage in the rear locker. Special attention in design gives easy access to front and rear seats—particularly useful for elderly passengers. Design of seats allows perfect vision side and forward.

The rear seats are slightly higher to allow view over front passengers. Deep sprung cushions. 15-gallon petrol tank.



The A.C. "ACE" 16/60 H.P.

WIDE TRACK *Five-Seater Saloon*



**DIMENSIONS :**

Overall length - 14 ft.  
Overall width - 5 ft.  
Overall height 4 ft. 10 in.  
Width of driving seat at elbow 4 ft. 2 in.  
Width of rear seat at elbow 3 ft. 9 in.

**PRICE**

**£465**


CHASSIS and interior body dimensions are identical with other Aero model except that the spare wheel on this model is carried on the side, thus allowing the body overall length to be reduced twelve inches.



The A.C. "ACE" 16/60 H.P.

*Aero Saloon* (SPARE WHEEL AT THE SIDE)






**DIMENSIONS :**

Overall length 13 ft. 10 in.  
Overall width - 5 ft.  
Overall height - 5 ft.  
Width of driving  
seat at elbow  
(inside) - 3 ft. 11 1/4 in.  
Width of rear  
seat at elbow  
3 ft. 10 in.


PRICE

**£465**

IN the GREYHOUND SALOON we have a car which is suitable for the business man or small family who like a plainer type of body but who appreciate comfort, good lines and large luggage accommodation. Rigidly built to stand hard use. Two-door saloon complete with sliding roof. Children can be placed in the rear without any chance of their opening the doors, due to position of the remote control door handles.



The A.C. "ACE" 16/60 H.P.  
*Greyhound Saloon*



**DIMENSIONS :**

Overall length - 15 ft.  
Overall width - 5 ft.  
Overall height 4 ft. 10 in.  
Width of driving  
seat at elbow  
4 ft. 2 in.  
Width of rear  
seat at elbow  
3 ft. 9 in.


PRICE

**£465**

IN producing the AERO SALOON we meet the demands of the up-to-date motorist who requires a fast, comfortable, graceful-looking car. Spare wheel entirely enclosed in rear locker.



The A.C. "ACE" 16/60 H.P.  
*Aero Saloon* (CONCEALED SPARE WHEEL AT REAR)




**DIMENSIONS :**

Overall length 14 ft. 5 in.  
 Overall width - 5 ft.  
 Overall height - 5 ft.  
 Width at driving seat - 3 ft. 11 in.  
 Width at rear seat - 4 ft.

PRICE

**£475**

WHEN introducing the FOUR-SEATER DROP HEAD COUPÉ our Design Dept. had the beautiful lines of the Two-seater Drop Head Coupé in mind, and the result as illustrated above confirms that they have been successful. Four passengers can be accommodated in comfort under cover. All the pleasures of summer touring can be enjoyed with certain knowledge that the car will be wind and watertight when occasion demands.



The A.C. "ACE" 16/60 H.P.  
 FOUR-SEATER *Drop Head Coupé*